



Moonglow Miami Beach

7416 Byron Ave
Miami Beach, FL 33141

Every month we compile this comprehensive market report focus on Moonglow Miami Beach in this convenient and easy to read format. Our data comes from more than six different sources including MLS Associations, County Offices and Financial Institutions. Get this report for free every month on our website moonglowcondosforsale.com.

Property Stats

POSTAL CODE 33141

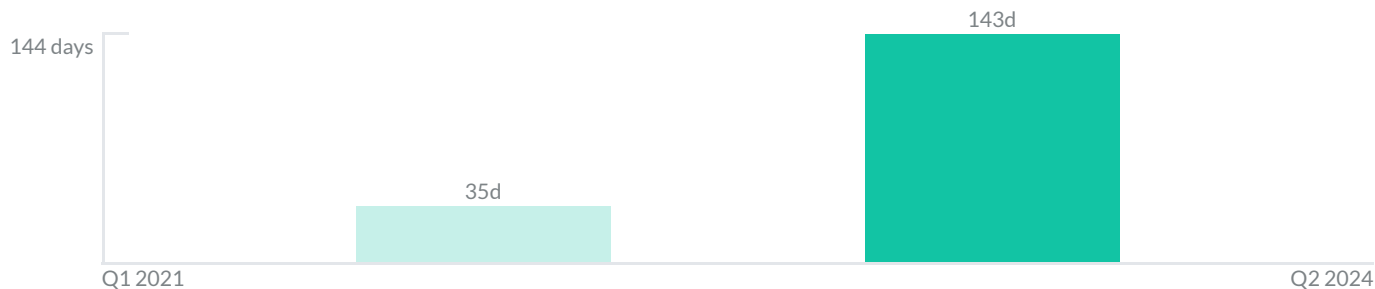
The property stats graph represents the median price evolution since ten years in your postal code area.



Similar Properties

DAYS ON THE MARKET

Everyday 3 months we monitor how many days it takes for similar properties to be sold. This is also a good indicator to know when to buy or sale!



Mortgage Rates

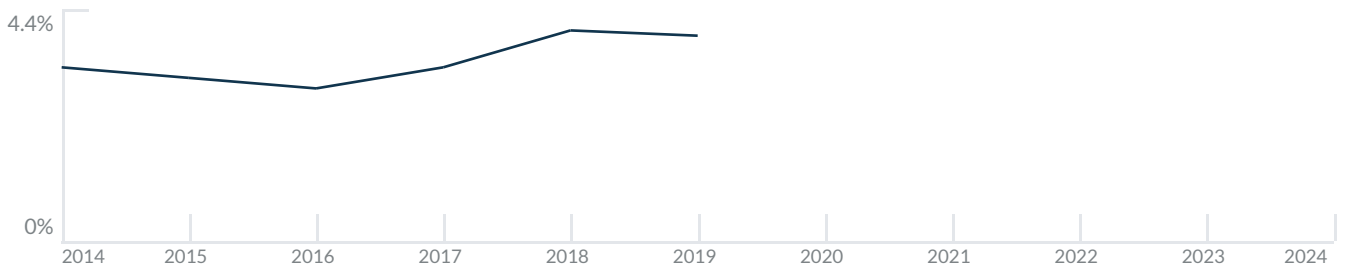
PER YEAR

Understanding mortgage economics is important when you want to buy with a loan. Below is the historical yearly average mortgage rates in the Unites States retrieved from Freddie Mac©

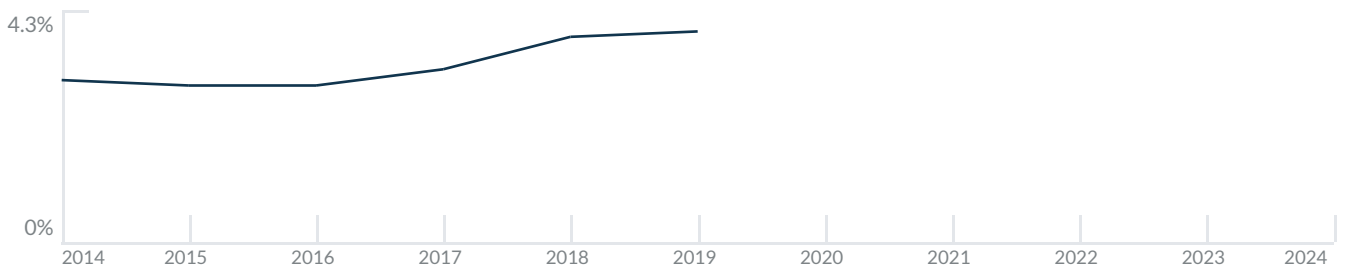
30 YEARS FIXED 4.4%



15 YEARS FIXED 3.9%



5/1-YEAR ADJUSTABLE 3.9%



Schools

CLOSEST

Having good schools nearby is important if you have kids or plan to rent or sell your home. Ratings are retrieved from the leading independent and nonprofit GreatSchools©

ELEMENTARY SCHOOL
Mater Academy Miami Beach
8/10

MIDDLE SCHOOL
Horace Mann Middle School
2/10

HIGH SCHOOL
North Miami Senior High School
3/10

Insights

IN MOONGLOW MIAMI BEACH

Below the average listing prices of available unit per property type.



Activity

SOLD OR RENTED

Below the latest transactions reported by the local MLS Association for Moonglow Miami Beach

\$235,000 UNIT 9B SOLD APR 2024 1 Bath 1 Bed	\$1,800 UNIT 1B RENTED SEP 2023 1 Bath 1 Bed	\$124,500 UNIT 4A SOLD MAR 2021 1 Bath 0 Bed
\$134,000 UNIT 12B SOLD OCT 2020 1 Bath 0 Bed	\$175,000 UNIT 9A SOLD JUN 2021 1 Bath 1 Bed	\$1,100 UNIT 4A RENTED JUN 2021 1 Bath 0 Bed

Sold

LAST 20 PROPERTIES SOLD IN MOONGLOW MIAMI BEACH

Unit	Price	Beds/Baths	\$/Sqft	Sqft	Buying Date	Days on Market
9B	\$235,000	1/1	\$370.7	634	Apr 2024	143
4A	\$124,500	0/1	\$300.0	415	Feb 2021	35
12B	\$134,000	0/1	\$322.9	415	Mar 2020	60
9A	\$175,000	1/1	\$274.3	638	Sep 2019	45
1B	\$144,900	1/1	\$228.5	634	Feb 2019	75
2A	\$134,900	1/1	\$212.8	634	Jun 2018	119
9A	\$135,000	1/1	\$212.9	634	May 2017	73
9A	\$135,000	1/1	\$212.9	634	May 2017	73
4B	\$105,000	0/1	\$253.0	415	Jul 2015	83
11A	\$89,000	0/1	\$211.9	420	Aug 2013	91
6A	\$89,000	1/1	\$140.4	634	Jan 2013	99
6A	\$50,760	1/1	\$80.1	634	Feb 2011	24
15B	\$70,000	1/1	N/A	N/A	Aug 2009	147
7A	\$199,000	2/1	\$290.1	686	May 2006	109

Rented

LAST 20 PROPERTIES RENTED IN MOONGLOW MIAMI BEACH

Unit	Price	Beds/Baths	\$/Sqft	Sqft	Rented Date	Days on Market
1B	\$1,800	1/1	\$2.8	634	Sep 2023	29
4A	\$1,100	0/1	\$2.7	415	Jul 2019	6
1B	\$1,250	1/1	\$2.0	634	May 2019	55
6A	\$1,250	1/1	\$2.0	634	Apr 2019	13
3A	\$1,150	1/1	\$1.8	634	Feb 2019	16
9A	\$1,195	1/1	\$1.9	634	Jan 2018	29
6-A	\$1,095	1/1	\$1.7	634	Nov 2017	254
6A	\$1,095	1/1	\$1.7	634	Nov 2017	254
6A	\$1,195	1/1	\$1.9	634	Apr 2016	74
6A	\$1,195	1/1	\$1.9	634	Apr 2016	74
6A	\$1,000	1/1	\$1.6	634	Feb 2013	30
6A	\$1,000	1/1	\$1.6	634	Feb 2013	30
6A	\$900	1/1	\$1.4	634	Feb 2012	30
14A	\$675	0/1	\$1.6	420	Jul 2010	32
15B	\$800	1/1	\$1.2	690	Jun 2010	57

Currently Listed

ACTIVE LISTINGS 1/1

Unit	Price	Beds/Baths	\$/Sqft	Sqft	Listing Date	Owner
5B	\$1,549/mth	1/1	\$3.0	515	Sep 2024	N/A
5B	\$1,500/mth	1/1	\$2.9	515	Oct 2024	N/A
14B	\$1,800/mth	1/1	\$2.8	634	Aug 2024	MILISAVA STA...